

### MICHELIN AUSTRALIAN SUPERSPORT CHAMPIONSHIP

### Qualifying

Date: 18/11/22  
 Event: Q02  
 Weather: Sunny - Temp: 19.7C  
 Track: Dry - Temp: 43.0C

Started at: 13:35:01  
 Laps: 20 Min  
 Starters: 18  
 Posted at: 13:59


### PROVISIONAL CLASSIFICATION

| Pos | No  | Name   | Machine       | Fastest Lap | On Lap   | Behind Leader | Behind Prev | Top Speed |
|-----|-----|--|---------------|-------------|----------|---------------|-------------|-----------|
| 1   | 44  | Tom BRAMICH (VIC) / Apex Group / The Bare Bird / Carl Cox M-sport / Ricondi / Nolan / Fusport      | Yamaha YZF-R6 | 1:36.756    | 4 of 10  |               |             | 264       |
| 2   | 42  | Jack PASSFIELD (NSW) / Stay Upright Rider Training / GASD Suspension / MCC Security / KYT Helmets  | Yamaha YZF-R6 | 1:36.951    | 9 of 11  | .195          | .195        | 265       |
| 3   | 308 | John LYTRAS (QLD) / Sol Invictus M-cycles / Caboolture Yamaha / AGV / TCX / Pirelli / Motul        | Yamaha YZF-R6 | 1:37.514    | 4 of 10  | .758          | .563        | 255       |
| 4   | 39  | Scott NICHOLSON (VIC) / Traction Control Motorsport / G. Williams M-c Engineering/ RST Moto / KYT  | Yamaha YZF-R6 | 1:37.874    | 3 of 9   | 1.118         | .360        | 266       |
| 5   | 86  | Dallas SKEER (SA) / Penrite Oils / YRD / Pirelli / Stef's Transport / Akrapovic / Brembo / MSA     | Yamaha YZF-R6 | 1:37.899    | 4 of 10  | 1.143         | .025        | 264       |
| 6   | 85  | Ty LYNCH (SA) / 727 Moto / Adelaide M-cycle Recovery / YRD / Webb Plastics U-ground Designs        | Yamaha YZF-R6 | 1:38.026    | 6 of 9   | 1.270         | .127        | 254       |
| 7   | 99  | Jacob HATCH (NSW) / Addicted to Track / Mini Rev Headz / C & C Civil & Mining Construction         | Yamaha YZF-R6 | 1:38.519    | 2 of 2   | 1.763         | .493        | 258       |
| 8   | 49  | Jake FARNSWORTH (NSW) / Worth Race Developments / YRD / Kingsdene Automotive / Hi-Tec Oil          | Yamaha YZF-R6 | 1:38.686    | 3 of 11  | 1.930         | .167        | 261       |
| 9   | 61  | Rhys BELLING (VIC) / LXI Racing / Yamaha Aust. / YRD / The Grinning Dingo / RB Building Services   | Yamaha YZF-R6 | 1:38.738    | 1 of 10  | 1.982         | .052        | 262       |
| 10  | 69  | Archie McDONALD (NSW) / GowMoto  | Yamaha YZF-R6 | 1:38.746    | 4 of 5   | 1.990         | .008        | 268       |
| 11  | 59  | Tom DRANE (NSW) / CSS / ICCons / Sullivans Mining  | Yamaha YZF-R6 | 1:38.781    | 7 of 8   | 2.025         | .035        | 263       |
| 12  | 54  | Brendan WILSON (VIC) / Stainless Steel Projects / Barrys Tea                                       | Yamaha YZF-R6 | 1:40.289    | 3 of 11  | 3.533         | 1.508       | 255       |
| 13  | 31  | John QUINN (VIC) / IRT M-sport / Quinn Mechanical / RS Pipe & Civil / SC Project / Ricondi         | Yamaha YZF-R6 | 1:40.588    | 10 of 11 | 3.832         | .299        | 254       |
| 14  | 21  | Tarbon WALKER (NSW) / YRD / Blu Cru / MotoTrack Accessories / Xpress Racewear                      | Yamaha YZF-R6 | 1:40.705    | 7 of 7   | 3.949         | .117        | 257       |
| 15  | 220 | Declan CARBERRY (SA) / JC Performance / Webb Plastics / Southern Mobil Welding / Nightmare Designs | Suzuki GSXR   | 1:40.735    | 10 of 10 | 3.979         | .030        | 261       |
| 16  | 10  | Noel MAHON (VIC) / IRT M-sports / AARK / RS Pipe & Civil / Quinn MEC / Ricondi / YRD               | Yamaha YZF-R6 | 1:40.987    | 10 of 11 | 4.231         | .252        | 257       |
| 17  | 33  | Jack FAVELLE (NSW) / Motocity / Favelle Enterprises / Link   | Honda CBR RR  | 1:41.386    | 5 of 11  | 4.630         | .399        | 257       |
| 18  | 212 | Luca DURNING (QLD) / The Dentists / Addicted to Track  | Yamaha YZF-R6 | 1:42.348    | 10 of 10 | 5.592         | .962        | 251       |

Current qualifying record for SS class - 1:35.307 by Senna AGIUS (NSW) on a Honda CBR RR set on 26/02/22

\*\*\* ALL RIDERS QUALIFY \*\*\*

The results are provisional until the end of the time limit for protests and appeals.

  
 Chief Timekeeper - Scott Lang

  
 Race Director - Tom Williams



### MICHELIN AUSTRALIAN SUPERSPORT CHAMPIONSHIP

### Qualifying

Date: 18/11/22  
 Event: Q02  
 Weather: Sunny - Temp: 19.7C  
 Track: Dry - Temp: 43.0C


Started at: 13:35:01  
 Laps: 20 Min  
 Starters: 18  
 Posted at: 13:59

### PROVISIONAL LAP TIMES


| No  | Name                  | Lap 1           | Lap 2           | Lap 3           | Lap 4           | Lap 5           | Lap 6           | Lap 7           | Lap 8    | Lap 9           | Lap 10          | Lap 11   |
|-----|-----------------------|-----------------|-----------------|-----------------|-----------------|-----------------|-----------------|-----------------|----------|-----------------|-----------------|----------|
| 10  | Noel MAHON (VIC)      | 1:43.017        | 1:41.543        | 1:41.185        | 3:04.737        | 1:47.508        | 1:41.351        | 1:41.749        | 1:41.369 | 1:42.233        | <u>1:40.987</u> | 1:41.267 |
| 21  | Tarbo WALKER (NSW)    | 1:41.943        | 1:40.856        | 1:41.404        | 11:04.976       | 1:49.316        | 1:41.284        | <u>1:40.705</u> |          |                 |                 |          |
| 31  | John QUINN (VIC)      | 1:58.467        | 1:43.831        | 1:43.598        | 1:40.807        | 1:40.681        | 1:41.125        | 1:41.429        | 1:40.836 | 1:40.629        | <u>1:40.588</u> | 1:41.893 |
| 33  | Jack FAVELLE (NSW)    | 1:44.446        | 1:43.278        | 1:42.247        | 1:42.071        | <u>1:41.386</u> | 1:43.055        | 1:41.672        | 1:41.505 | 3:58.477        | 1:56.792        | 1:44.067 |
| 39  | Scott NICHOLSON (VIC) | 1:38.721        | 1:40.000        | <u>1:37.874</u> | 6:51.415        | 1:46.718        | 1:38.907        | 1:39.221        | 1:38.866 | 1:42.569        |                 |          |
| 42  | Jack PASSFIELD (NSW)  | 1:38.348        | 1:37.059        | 1:37.063        | 1:39.239        | 4:48.256        | 1:44.606        | 1:37.155        | 1:40.066 | <u>1:36.951</u> | 1:42.628        | 1:41.974 |
| 44  | Tom BRAMICH (VIC)     | 1:44.079        | 1:37.130        | 1:38.186        | <u>1:36.756</u> | 5:22.005        | 1:45.121        | 1:39.209        | 2:03.156 | 1:42.355        | 1:39.102        |          |
| 49  | Jake FARNSWORTH (NSW) | 1:39.182        | 1:39.275        | <u>1:38.686</u> | 1:39.127        | 1:39.892        | 3:43.860        | 1:55.783        | 1:38.939 | 1:38.933        | 1:38.896        | 1:44.556 |
| 54  | Brendan WILSON (VIC)  | 1:41.623        | 1:40.935        | <u>1:40.289</u> | 3:30.327        | 1:48.746        | 1:41.186        | 1:41.598        | 1:40.859 | 1:41.368        | 1:41.027        | 1:41.805 |
| 59  | Tom DRANE (NSW)       | 1:47.618        | 1:39.620        | 1:39.614        | 1:39.073        | 1:38.888        | 1:38.942        | <u>1:38.781</u> | 1:39.715 |                 |                 |          |
| 61  | Rhys BELLING (VIC)    | <u>1:38.738</u> | 1:39.173        | 1:39.184        | 1:40.651        | 1:40.134        | 1:40.463        | 4:05.403        | 1:49.843 | 1:39.823        | 1:39.840        |          |
| 69  | Archie McDONALD (NSW) | 1:40.421        | 1:38.896        | 1:38.841        | <u>1:38.746</u> | 2:58.436        |                 |                 |          |                 |                 |          |
| 85  | Ty LYNCH (SA)         | 1:44.687        | 4:14.332        | 1:43.251        | 1:38.890        | 1:38.725        | <u>1:38.026</u> | 1:38.130        | 3:42.532 | 1:42.559        |                 |          |
| 86  | Dallas SKEER (SA)     | 1:38.516        | 1:38.008        | 1:38.304        | <u>1:37.899</u> | 6:24.886        | 1:50.724        | 1:39.402        | 1:38.099 | 1:38.293        | 1:38.281        |          |
| 99  | Jacob HATCH (NSW)     | 1:38.860        | <u>1:38.519</u> |                 |                 |                 |                 |                 |          |                 |                 |          |
| 212 | Luca DURNING (QLD)    | 1:44.079        | 1:43.325        | 1:42.820        | 1:42.956        | 1:43.762        | 3:38.371        | 1:53.712        | 1:54.192 | 1:42.641        | <u>1:42.348</u> |          |
| 220 | Declan CARBERRY (SA)  | 1:41.867        | 1:40.911        | 1:40.785        | 1:41.006        | 1:41.434        | 3:48.766        | 1:53.844        | 1:41.988 | 1:41.227        | <u>1:40.735</u> |          |
| 308 | John LYTRAS (QLD)     | 1:43.481        | 1:38.174        | 1:37.775        | <u>1:37.514</u> | 5:39.580        | 1:56.375        | 1:37.951        | 1:37.832 | 1:37.931        | 1:37.668        |          |

\*\*\* ALL RIDERS QUALIFY \*\*\*

The results are provisional until the end of the time limit for protests and appeals.



Chief Timekeeper - Scott Lang



Race Director - Tom Williams



### MICHELIN AUSTRALIAN SUPERSPORT CHAMPIONSHIP

### Qualifying

Date: 18/11/22  
 Event: Q02  
 Weather: Sunny - Temp: 19.7C  
 Track: Dry - Temp: 43.0C

Started at: 13:35:01  
 Laps: 20 Min  
 Starters: 18  
 Posted at: 13:59

### PROVISIONAL SPLIT TIMES

| Lap                                  | Split 1       | Split 2       | Split 3       | Split 4       | Lap Time        | Spd | Lap                                   | Split 1       | Split 2       | Split 3       | Split 4       | Lap Time        | Spd |
|--------------------------------------|---------------|---------------|---------------|---------------|-----------------|-----|---------------------------------------|---------------|---------------|---------------|---------------|-----------------|-----|
| <b>10 Noel MAHON (VIC) (16th)</b>    |               |               |               |               |                 |     | 4                                     | 24.654        | 29.439        | 19.413        | 28.565        | 1:42.071        | 256 |
| 1                                    | 24.306        | 30.004        | 20.131        | 28.576        | 1:43.017        | 255 | 5                                     | 24.535        | <b>29.074</b> | 19.433        | 28.344        | <b>1:41.386</b> | 252 |
| 2                                    | 24.718        | 29.584        | 19.296        | 27.945        | 1:41.543        | 257 | 6                                     | 24.419        | 30.146        | 19.829        | 28.661        | 1:43.055        | 254 |
| 3                                    | 24.572        | 29.518        | 19.235        | <b>27.860</b> | 1:41.185        | 251 | 7                                     | 24.725        | 29.198        | 19.247        | 28.502        | 1:41.672        | 252 |
| 4                                    | <b>24.056</b> | 29.501        | 19.286        | 1:51.894      | 3:04.737        | 255 | 8                                     | 24.565        | 29.429        | <b>19.181</b> | <b>28.330</b> | 1:41.505        | 252 |
| 5                                    | 29.501        | 30.051        | 19.624        | 28.332        | 1:47.508 P      |     | 9                                     | <b>24.415</b> | 29.955        | 19.358        | 2:44.749      | 3:58.477        | 252 |
| 6                                    | 24.128        | 29.616        | 19.216        | 28.391        | 1:41.351        | 248 | 10                                    | 31.582        | 31.891        | 22.991        | 30.328        | 1:56.792 P      |     |
| 7                                    | 24.311        | 29.680        | 19.502        | 28.256        | 1:41.749        | 248 | 11                                    | 25.033        | 29.915        | 19.917        | 29.202        | 1:44.067        | 252 |
| 8                                    | 24.177        | <b>29.414</b> | 19.399        | 28.379        | 1:41.369        | 247 |                                       |               |               |               |               |                 |     |
| 9                                    | 24.426        | 29.811        | 19.587        | 28.409        | 1:42.233        | 245 | <b>39 Scott NICHOLSON (VIC) (4th)</b> |               |               |               |               |                 |     |
| 10                                   | 24.227        | 29.454        | 19.228        | 28.078        | <b>1:40.987</b> | 249 | 1                                     | 23.916        | 28.796        | 18.674        | 27.335        | 1:38.721        | 262 |
| 11                                   | 24.174        | 29.649        | <b>19.098</b> | 28.346        | 1:41.267        | 248 | 2                                     | 23.749        | 30.233        | 18.855        | 27.163        | 1:40.000        | 261 |
| <b>21 Tarbon WALKER (NSW) (14th)</b> |               |               |               |               |                 |     | 3                                     | <b>23.639</b> | 28.433        | 18.654        | <b>27.148</b> | <b>1:37.874</b> | 266 |
| 1                                    | 24.917        | 29.472        | 19.262        | 28.292        | 1:41.943        | 257 | 4                                     | 23.942        | 32.099        | 18.744        | 5:36.630      | 6:51.415        | 262 |
| 2                                    | 24.344        | <b>29.170</b> | <b>19.156</b> | 28.186        | 1:40.856        | 248 | 5                                     | 28.614        | 29.515        | 19.278        | 29.311        | 1:46.718 P      |     |
| 3                                    | 24.449        | 29.484        | 19.430        | 28.041        | 1:41.404        | 247 | 6                                     | 23.934        | <b>28.407</b> | <b>18.631</b> | 27.935        | 1:38.907        | 261 |
| 4                                    | 24.366        | 29.707        | 20.550        | 9:50.353      | 11:04.976       | 249 | 7                                     | 23.863        | 28.607        | 18.840        | 27.911        | 1:39.221        | 260 |
| 5                                    | 31.350        | 30.356        | 19.482        | 28.128        | 1:49.316 P      |     | 8                                     | 23.855        | 28.583        | 18.664        | 27.764        | 1:38.866        | 260 |
| 6                                    | 24.379        | 29.583        | 19.238        | 28.084        | 1:41.284        | 247 | 9                                     | 23.867        | 31.067        | 19.951        | 27.684        | 1:42.569        | 258 |
| 7                                    | <b>24.220</b> | 29.418        | 19.198        | <b>27.869</b> | <b>1:40.705</b> | 248 | <b>42 Jack PASSFIELD (NSW) (2nd)</b>  |               |               |               |               |                 |     |
| <b>31 John QUINN (VIC) (13th)</b>    |               |               |               |               |                 |     | 1                                     | 23.442        | 28.532        | 19.285        | 27.089        | 1:38.348        | 263 |
| 1                                    | 33.434        | 31.802        | 23.837        | 29.394        | 1:58.467 P      |     | 2                                     | <b>23.057</b> | 28.263        | 18.428        | 27.311        | 1:37.059        | 265 |
| 2                                    | 24.844        | 30.681        | 19.757        | 28.549        | 1:43.831        | 252 | 3                                     | 23.241        | 28.258        | 18.560        | <b>27.004</b> | 1:37.063        | 258 |
| 3                                    | 24.664        | 31.015        | 19.558        | 28.361        | 1:43.598        | 251 | 4                                     | 23.188        | 28.387        | 19.930        | 27.734        | 1:39.239        | 261 |
| 4                                    | 24.197        | 29.262        | 19.188        | 28.160        | 1:40.807        | 249 | 5                                     | 23.268        | 28.468        | 18.507        | 3:38.013      | 4:48.256        | 260 |
| 5                                    | 24.245        | <b>28.921</b> | 19.182        | 28.333        | 1:40.681        | 250 | 6                                     | 28.710        | 29.601        | 18.928        | 27.367        | 1:44.606 P      |     |
| 6                                    | 24.226        | 29.410        | 19.171        | 28.318        | 1:41.125        | 249 | 7                                     | 23.455        | <b>28.079</b> | <b>18.380</b> | 27.241        | 1:37.155        | 255 |
| 7                                    | 24.416        | 29.488        | 19.348        | 28.177        | 1:41.429        | 251 | 8                                     | 23.994        | 30.289        | 18.731        | 27.052        | 1:40.066        | 255 |
| 8                                    | 24.294        | 29.167        | 19.176        | 28.199        | 1:40.836        | 252 | 9                                     | 23.136        | 28.236        | 18.539        | 27.040        | <b>1:36.951</b> | 264 |
| 9                                    | <b>24.155</b> | 29.254        | 19.159        | <b>28.061</b> | 1:40.629        | 254 | 10                                    | 23.581        | 31.518        | 19.486        | 28.043        | 1:42.628        | 256 |
| 10                                   | 24.329        | 29.024        | <b>18.973</b> | 28.262        | <b>1:40.588</b> | 248 | 11                                    | 23.897        | 29.696        | 19.448        | 28.933        | 1:41.974        | 257 |
| 11                                   | 24.206        | 29.369        | 19.372        | 28.946        | 1:41.893        | 249 | <b>44 Tom BRAMICH (VIC) (1st)</b>     |               |               |               |               |                 |     |
| <b>33 Jack FAVELLE (NSW) (17th)</b>  |               |               |               |               |                 |     | 1                                     | 27.894        | 29.520        | 19.147        | 27.518        | 1:44.079 P      |     |
| 1                                    | 25.102        | 30.621        | 19.962        | 28.761        | 1:44.446        | 255 | 2                                     | 23.241        | 28.237        | 18.498        | 27.154        | 1:37.130        | 262 |
| 2                                    | 24.809        | 30.435        | 19.423        | 28.611        | 1:43.278        | 255 | 3                                     | <b>23.157</b> | 28.327        | 19.496        | 27.206        | 1:38.186        | 263 |
| 3                                    | 24.532        | 29.866        | 19.434        | 28.415        | 1:42.247        | 257 | 4                                     | 23.228        | <b>28.083</b> | <b>18.428</b> | <b>27.017</b> | <b>1:36.756</b> | 264 |
|                                      |               |               |               |               |                 |     | 5                                     | 23.187        | 32.518        | 19.019        | 4:07.281      | 5:22.005        | 263 |

Chief Timekeeper - Scott Lang

Race Director - Tom Williams



### MICHELIN AUSTRALIAN SUPERSPORT CHAMPIONSHIP

#### Qualifying

Date: 18/11/22  
 Event: Q02  
 Weather: Sunny - Temp: 19.7C  
 Track: Dry - Temp: 43.0C

Started at: 13:35:01  
 Laps: 20 Min  
 Starters: 18  
 Posted at: 13:59

#### PROVISIONAL SPLIT TIMES

| Lap                                   | Split 1       | Split 2       | Split 3       | Split 4       | Lap Time        | Spd | Lap                                    | Split 1       | Split 2       | Split 3       | Split 4       | Lap Time        | Spd |        |
|---------------------------------------|---------------|---------------|---------------|---------------|-----------------|-----|--|---------------|---------------|---------------|---------------|-----------------|-----|--------|
| 6                                     | 30.389        | 28.708        | 18.709        | 27.315        | 1:45.121 P      |     | 7                                      | 23.640        | <b>28.434</b> | <b>18.820</b> | 27.887        | <b>1:38.781</b> | 263 |        |
| 7                                     | 23.302        | 29.234        | 18.594        | 28.079        | 1:39.209        | 260 | 8                                      | <b>23.605</b> | 29.084        | 19.251        | 27.775        | 1:39.715        | 263 |        |
| 8                                     | 23.588        | 35.923        | 23.925        | 39.720        | 2:03.156        | 259 | <b>61 Rhys BELLING (VIC) (9th)</b>     |               |               |               |               |                 |     |        |
| 9                                     | 23.347        | 30.436        | 20.622        | 27.950        | 1:42.355        | 260 |  |               |               |               |               |                 | 1   | 23.613 |
| 10                                    | 23.464        | 28.820        | 19.019        | 27.799        | 1:39.102        | 262 | 2                                      | 23.781        | 28.873        | <b>18.763</b> | 27.756        | 1:39.173        | 254 |        |
| <b>49 Jake FARNSWORTH (NSW) (8th)</b> |               |               |               |               |                 |     | 3                                      | 24.057        | <b>28.592</b> | 18.993        | <b>27.542</b> | 1:39.184        | 258 |        |
| 1                                     | 23.893        | 29.004        | 18.764        | 27.521        | 1:39.182        | 260 | 4                                      | <b>23.688</b> | 29.677        | 19.313        | 27.973        | 1:40.651        | 262 |        |
| 2                                     | 23.948        | 28.766        | 19.105        | 27.456        | 1:39.275        | 257 | 5                                      | 23.692        | 28.909        | 18.924        | 28.609        | 1:40.134        | 255 |        |
| 3                                     | 24.008        | 28.531        | 18.733        | <b>27.414</b> | <b>1:38.686</b> | 257 | 6                                      | 24.161        | 29.238        | 19.181        | 27.883        | 1:40.463        | 252 |        |
| 4                                     | <b>23.844</b> | 28.667        | 19.004        | 27.612        | 1:39.127        | 258 | 7                                      | 24.072        | 29.371        | 19.405        | 2:52.555      | 4:05.403        | 252 |        |
| 5                                     | 24.195        | 28.801        | 19.051        | 27.845        | 1:39.892        | 257 | 8                                      | 31.793        | 30.146        | 19.507        | 28.397        | 1:49.843 P      |     |        |
| 6                                     | 24.272        | 30.156        | 19.590        | 2:29.842      | 3:43.860        | 255 | 9                                      | 23.932        | 28.974        | 19.147        | 27.770        | 1:39.823        | 251 |        |
| 7                                     | 31.316        | 31.870        | 21.215        | 31.382        | 1:55.783 P      |     | 10                                     | 23.956        | 28.787        | 19.264        | 27.833        | 1:39.840        | 251 |        |
| 8                                     | 23.857        | <b>28.493</b> | <b>18.602</b> | 27.987        | 1:38.939        | 259 | <b>69 Archie McDONALD (NSW) (10th)</b> |               |               |               |               |                 |     |        |
| 9                                     | 23.886        | 28.586        | 18.940        | 27.521        | 1:38.933        | 261 | 1                                      | 24.279        | 28.887        | 18.944        | 28.311        | 1:40.421        | 258 |        |
| 10                                    | 23.967        | 28.714        | 18.732        | 27.483        | 1:38.896        | 257 | 2                                      | 23.940        | 28.631        | 18.837        | <b>27.488</b> | 1:38.896        | 266 |        |
| 11                                    | 26.284        | 30.693        | 19.277        | 28.302        | 1:44.556        | 257 | 3                                      | <b>23.709</b> | 28.621        | 18.950        | 27.561        | 1:38.841        | 268 |        |
| <b>54 Brendan WILSON (VIC) (12th)</b> |               |               |               |               |                 |     | 4                                      | 23.731        | <b>28.590</b> | <b>18.822</b> | 27.603        | <b>1:38.746</b> | 262 |        |
| 1                                     | 24.579        | 29.653        | 19.320        | 28.071        | 1:41.623        | 253 | 5                                      | 24.549        | 28.707        | 19.248        | 1:45.932      | 2:58.436        | 260 |        |
| 2                                     | 24.450        | 29.238        | 19.283        | 27.964        | 1:40.935        | 254 | <b>85 Ty LYNCH (SA) (6th)</b>          |               |               |               |               |                 |     |        |
| 3                                     | <b>24.059</b> | <b>29.013</b> | 19.132        | 28.085        | <b>1:40.289</b> | 255 | 1                                      | 28.913        | 29.104        | 18.738        | 27.932        | 1:44.687 P      |     |        |
| 4                                     | 24.286        | 29.340        | 19.306        | 2:17.395      | 3:30.327        | 254 | 2                                      | 23.858        | 28.560        | 19.385        | 3:02.529      | 4:14.332        | 251 |        |
| 5                                     | 30.054        | 30.594        | 19.780        | 28.318        | 1:48.746 P      |     | 3                                      | 28.086        | 28.727        | 18.812        | 27.626        | 1:43.251 P      |     |        |
| 6                                     | 24.536        | 29.292        | 19.210        | 28.148        | 1:41.186        | 250 | 4                                      | 23.822        | 28.777        | 18.758        | 27.533        | 1:38.890        | 254 |        |
| 7                                     | 24.532        | 29.604        | 19.287        | 28.175        | 1:41.598        | 251 | 5                                      | 23.818        | 28.628        | 18.742        | 27.537        | 1:38.725        | 253 |        |
| 8                                     | 24.266        | 29.347        | <b>18.992</b> | 28.254        | 1:40.859        | 251 | 6                                      | 23.701        | <b>28.303</b> | <b>18.638</b> | <b>27.384</b> | <b>1:38.026</b> | 254 |        |
| 9                                     | 24.410        | 29.293        | 19.320        | 28.345        | 1:41.368        | 249 | 7                                      | <b>23.505</b> | 28.454        | 18.666        | 27.505        | 1:38.130        | 252 |        |
| 10                                    | 24.446        | 29.435        | 19.219        | <b>27.927</b> | 1:41.027        | 247 | 8                                      | 23.780        | 28.512        | 18.949        | 2:31.291      | 3:42.532        | 252 |        |
| 11                                    | 24.368        | 29.831        | 19.397        | 28.209        | 1:41.805        | 249 | 9                                      | 27.277        | 28.782        | 19.007        | 27.493        | 1:42.559 P      |     |        |
| <b>59 Tom DRANE (NSW) (11th)</b>      |               |               |               |               |                 |     | <b>86 Dallas SKEER (SA) (5th)</b>      |               |               |               |               |                 |     |        |
| 1                                     | 30.204        | 30.246        | 19.207        | 27.961        | 1:47.618 P      |     | 1                                      | 23.548        | 28.714        | 18.715        | 27.539        | 1:38.516        | 264 |        |
| 2                                     | 23.956        | 28.869        | 19.136        | 27.659        | 1:39.620        | 261 | 2                                      | 23.656        | 28.496        | <b>18.503</b> | 27.353        | 1:38.008        | 262 |        |
| 3                                     | 23.922        | 29.084        | 18.992        | 27.616        | 1:39.614        | 263 | 3                                      | 23.745        | 28.726        | 18.513        | 27.320        | 1:38.304        | 258 |        |
| 4                                     | 23.788        | 28.822        | 19.009        | <b>27.454</b> | 1:39.073        | 261 | 4                                      | 23.383        | 28.677        | 18.553        | 27.286        | <b>1:37.899</b> | 259 |        |
| 5                                     | 23.715        | 28.543        | 18.946        | 27.684        | 1:38.888        | 262 | 5                                      | 23.835        | 30.305        | 20.134        | 5:10.612      | 6:24.886        | 260 |        |
| 6                                     | 23.639        | 28.620        | 18.984        | 27.699        | 1:38.942        | 262 |  |               |               |               |               |                 |     |        |

*Scott Lang*  
 Chief Timekeeper - Scott Lang

*Tom Williams*  
 Race Director - Tom Williams



### MICHELIN AUSTRALIAN SUPERSPORT CHAMPIONSHIP

### Qualifying

Date: 18/11/22  
 Event: Q02  
 Weather: Sunny - Temp: 19.7C  
 Track: Dry - Temp: 43.0C

Started at: 13:35:01  
 Laps: 20 Min  
 Starters: 18  
 Posted at: 13:59

### PROVISIONAL SPLIT TIMES

| Lap                                    | Split 1       | Split 2       | Split 3       | Split 4       | Lap Time        | Spd | Lap                                | Split 1       | Split 2       | Split 3       | Split 4       | Lap Time        | Spd |
|--|---------------|---------------|---------------|---------------|-----------------|-----|------------------------------------|---------------|---------------|---------------|---------------|-----------------|-----|
| 6                                      | 29.554        | 31.471        | 20.509        | 29.190        | 1:50.724 P      |     | 2                                  | <u>24.147</u> | 29.903        | <u>19.108</u> | <u>27.753</u> | 1:40.911        | 259 |
| 7                                      | 23.730        | 29.026        | 18.962        | 27.684        | 1:39.402        | 260 | 3                                  | 24.213        | 29.253        | 19.429        | 27.890        | 1:40.785        | 261 |
| 8                                      | 23.615        | 28.696        | 18.571        | <u>27.217</u> | 1:38.099        | 254 | 4                                  | 24.149        | <u>29.251</u> | 19.181        | 28.425        | 1:41.006        | 259 |
| 9                                      | <u>23.326</u> | 28.492        | 18.603        | 27.872        | 1:38.293        | 259 | 5                                  | 24.257        | 29.390        | 19.453        | 28.334        | 1:41.434        | 254 |
| 10                                     | 23.441        | <u>28.447</u> | 18.931        | 27.462        | 1:38.281        | 259 | 6                                  | 24.665        | 30.262        | 19.900        | 2:33.939      | 3:48.766        | 254 |
|  |               |               |               |               |                 |     | 7                                  | 35.423        | 30.105        | 19.685        | 28.631        | 1:53.844 P      |     |
| <b>99 Jacob HATCH (NSW) (7th)</b>      |               |               |               |               |                 |     | 8                                  | 24.558        | 29.578        | 19.523        | 28.329        | 1:41.988        | 255 |
| 1                                      | 23.668        | 28.788        | 18.747        | 27.657        | 1:38.860        | 256 | 9                                  | 24.460        | 29.475        | 19.202        | 28.090        | 1:41.227        | 253 |
| 2                                      | <u>23.493</u> | <u>28.602</u> | <u>18.826</u> | <u>27.598</u> | <u>1:38.519</u> | 257 | 10                                 | 24.293        | 29.327        | 19.131        | 27.984        | <u>1:40.735</u> | 257 |
| <b>212 Luca DURNING (QLD) (18th)</b>   |               |               |               |               |                 |     | <b>308 John LYTRAS (QLD) (3rd)</b> |               |               |               |               |                 |     |
| 1                                      | 25.157        | 30.298        | 19.949        | 28.675        | 1:44.079        | 251 | 1                                  | 28.303        | 28.723        | 19.115        | 27.340        | 1:43.481 P      |     |
| 2                                      | 24.946        | 29.902        | 19.759        | 28.718        | 1:43.325        | 250 | 2                                  | 23.639        | 28.346        | <u>18.711</u> | 27.478        | 1:38.174        | 254 |
| 3                                      | <u>24.568</u> | 30.230        | 19.741        | <u>28.281</u> | 1:42.820        | 249 | 3                                  | 23.499        | 28.359        | 18.813        | 27.104        | 1:37.775        | 254 |
| 4                                      | 24.682        | 29.983        | 19.684        | 28.607        | 1:42.956        | 251 | 4                                  | 23.596        | <u>28.045</u> | 18.800        | <u>27.073</u> | <u>1:37.514</u> | 255 |
| 5                                      | 25.362        | 30.078        | 19.857        | 28.465        | 1:43.762        | 245 | 5                                  | <u>23.470</u> | 28.739        | 19.058        | 4:28.313      | 5:39.580        | 253 |
| 6                                      | 24.927        | 30.094        | 19.569        | 2:23.781      | 3:38.371        | 244 | 6                                  | 27.352        | 42.844        | 18.991        | 27.188        | 1:56.375 P      |     |
| 7                                      | 31.933        | 30.123        | 19.759        | 31.897        | 1:53.712 P      |     | 7                                  | 23.560        | 28.152        | 18.923        | 27.316        | 1:37.951        | 253 |
| 8                                      | 35.476        | 30.377        | 19.726        | 28.613        | 1:54.192        | 248 | 8                                  | 23.650        | 28.188        | 18.770        | 27.224        | 1:37.832        | 251 |
| 9                                      | 24.780        | 29.824        | 19.522        | 28.515        | 1:42.641        | 248 | 9                                  | 23.630        | 28.406        | 18.773        | 27.122        | 1:37.931        | 250 |
| 10                                     | 24.730        | <u>29.740</u> | <u>19.388</u> | 28.490        | <u>1:42.348</u> | 249 | 10                                 | 23.590        | 28.081        | 18.782        | 27.215        | 1:37.668        | 254 |
| <b>220 Declan CARBERRY (SA) (15th)</b> |               |               |               |               |                 |     |                                    |               |               |               |               |                 |     |
| 1                                      | 24.523        | 29.673        | 19.426        | 28.245        | 1:41.867        | 258 |                                    |               |               |               |               |                 |     |

\*\*\* ALL RIDERS QUALIFY \*\*\*

The results are provisional until the end of the time limit for protests and appeals.

*Scott Lang*  
 Chief Timekeeper - Scott Lang

*Tom Williams*  
 Race Director - Tom Williams





**ASBK Round 6**  
**World SBK**  
**Phillip Island GP Circuit**  
**18 - 20 November**



**GRAND RIDGE  
 BREWERY**  
 AUSTRALIAN ROUND

**MICHELIN AUSTRALIAN SUPERSPORT CHAMPIONSHIP**

**Qualifying**

Date: 18/11/22  
 Event: Q02  
 Weather: Sunny - Temp: 19.7C  
 Track: Dry - Temp: 43.0C

Started at: 13:35:01  
 Laps: 20 Min  
 Starters: 18  
 Posted at: 13:59

**PROVISIONAL FASTEST LAPS SEQUENCE**

| Race Time | No | Name                  | Machine       | Fastest Lap | On Lap |
|-----------|----|-----------------------|---------------|-------------|--------|
| 1:41.710  | 39 | Scott NICHOLSON (VIC) | Yamaha YZF-R6 | 1:38.721    | 1      |
| 1:46.251  | 86 | Dallas SKEER (SA)     | Yamaha YZF-R6 | 1:38.516    | 1      |
| 1:52.213  | 42 | Jack PASSFIELD (NSW)  | Yamaha YZF-R6 | 1:38.348    | 1      |
| 3:24.259  | 86 | Dallas SKEER (SA)     | Yamaha YZF-R6 | 1:38.008    | 2      |
| 3:29.272  | 42 | Jack PASSFIELD (NSW)  | Yamaha YZF-R6 | 1:37.059    | 2      |
| 7:09.921  | 44 | Tom BRAMICH (VIC)     | Yamaha YZF-R6 | 1:36.756    | 4      |

\*\*\* ALL RIDERS QUALIFY \*\*\*

The results are provisional until the end of the time limit for protests and appeals.

*Scott Lang*  
 Chief Timekeeper - Scott Lang

*Tom Williams*  
 Race Director - Tom Williams



### MICHELIN AUSTRALIAN SUPERSPORT CHAMPIONSHIP

### Qualifying

Date: 18/11/22  
 Event: Q02  
 Weather: Sunny - Temp: 19.7C  
 Track: Dry - Temp: 43.0C


Started at: 13:35:01  
 Laps: 20 Min  
 Starters: 18  
 Posted at: 13:59

### PROVISIONAL BEST PARTIAL TIMES

| Pos | Split 1      |        | Split 2      |        | Split 3      |        | Split 4      |        | LAP          |          | Ideal    | Fastest |
|-----|--------------|--------|--------------|--------|--------------|--------|--------------|--------|--------------|----------|----------|---------|
|     | Name         | Time   | Name         | Time   | Name         | Time   | Name         | Time   | Name         |          |          |         |
| 1   | J. PASSFIELD | 23.057 | J. LYTRAS    | 28.045 | J. PASSFIELD | 18.380 | J. PASSFIELD | 27.004 | J. PASSFIELD | 1:36.520 | 1:36.951 |         |
| 2   | T. BRAMICH   | 23.157 | J. PASSFIELD | 28.079 | T. BRAMICH   | 18.428 | T. BRAMICH   | 27.017 | T. BRAMICH   | 1:36.685 | 1:36.756 |         |
| 3   | D. SKEER     | 23.326 | T. BRAMICH   | 28.083 | D. SKEER     | 18.503 | J. LYTRAS    | 27.073 | J. LYTRAS    | 1:37.299 | 1:37.514 |         |
| 4   | J. LYTRAS    | 23.470 | T. LYNCH     | 28.303 | J. FARNSWO   | 18.602 | S. NICHOLSO  | 27.148 | D. SKEER     | 1:37.493 | 1:37.899 |         |
| 5   | J. HATCH     | 23.493 | S. NICHOLSO  | 28.407 | S. NICHOLSO  | 18.631 | D. SKEER     | 27.217 | S. NICHOLSO  | 1:37.825 | 1:37.874 |         |
| 6   | T. LYNCH     | 23.505 | T. DRANE     | 28.434 | T. LYNCH     | 18.638 | T. LYNCH     | 27.384 | T. LYNCH     | 1:37.830 | 1:38.026 |         |
| 7   | T. DRANE     | 23.605 | D. SKEER     | 28.447 | J. LYTRAS    | 18.711 | J. FARNSWO   | 27.414 | T. DRANE     | 1:38.313 | 1:38.781 |         |
| 8   | S. NICHOLSO  | 23.639 | J. FARNSWO   | 28.493 | R. BELLING   | 18.763 | T. DRANE     | 27.454 | J. FARNSWO   | 1:38.353 | 1:38.686 |         |
| 9   | R. BELLING   | 23.688 | A. McDONALD  | 28.590 | T. DRANE     | 18.820 | A. McDONALD  | 27.488 | J. HATCH     | 1:38.519 | 1:38.519 |         |
| 10  | A. McDONALD  | 23.709 | R. BELLING   | 28.592 | A. McDONALD  | 18.822 | R. BELLING   | 27.542 | R. BELLING   | 1:38.585 | 1:38.738 |         |
| 11  | J. FARNSWO   | 23.844 | J. HATCH     | 28.602 | J. HATCH     | 18.826 | J. HATCH     | 27.598 | A. McDONALD  | 1:38.609 | 1:38.746 |         |
| 12  | N. MAHON     | 24.056 | J. QUINN     | 28.921 | J. QUINN     | 18.973 | D. CARBERRY  | 27.753 | B. WILSON    | 1:39.991 | 1:40.289 |         |
| 13  | B. WILSON    | 24.059 | B. WILSON    | 29.013 | B. WILSON    | 18.992 | N. MAHON     | 27.860 | J. QUINN     | 1:40.110 | 1:40.588 |         |
| 14  | D. CARBERRY  | 24.147 | J. FAVELLE   | 29.074 | N. MAHON     | 19.098 | T. WALKER    | 27.869 | D. CARBERRY  | 1:40.259 | 1:40.735 |         |
| 15  | J. QUINN     | 24.155 | T. WALKER    | 29.170 | D. CARBERRY  | 19.108 | B. WILSON    | 27.927 | T. WALKER    | 1:40.415 | 1:40.705 |         |
| 16  | T. WALKER    | 24.220 | D. CARBERRY  | 29.251 | T. WALKER    | 19.156 | J. QUINN     | 28.061 | N. MAHON     | 1:40.428 | 1:40.987 |         |
| 17  | J. FAVELLE   | 24.415 | N. MAHON     | 29.414 | J. FAVELLE   | 19.181 | L. DURNING   | 28.281 | J. FAVELLE   | 1:41.000 | 1:41.386 |         |
| 18  | L. DURNING   | 24.568 | L. DURNING   | 29.740 | L. DURNING   | 19.388 | J. FAVELLE   | 28.330 | L. DURNING   | 1:41.977 | 1:42.348 |         |

\*\*\* ALL RIDERS QUALIFY \*\*\*

The results are provisional until the end of the time limit for protests and appeals.



Chief Timekeeper - Scott Lang



Race Director - Tom Williams



### MICHELIN AUSTRALIAN SUPERSPORT CHAMPIONSHIP

Date: 18/11/22  
 Event: Q02  
 Weather: Sunny - Temp: 19.7C  
 Track: Dry - Temp: 43.0C

Started at: 13:35:01  
 Laps: 20 Min  
 Starters: 18  
 Posted at: 13:59

### PROVISIONAL GRID SHEET



|   |                             |                             |                             |
|---|-----------------------------|-----------------------------|-----------------------------|
| 1 | 44 T. BRAMICH<br>1:36.756   | 42 J. PASSFIELD<br>1:36.951 | 308 J. LYTRAS<br>1:37.514   |
| 2 | 39 S. NICHOLSON<br>1:37.874 | 86 D. SKEER<br>1:37.899     | 85 T. LYNCH<br>1:38.026     |
| 3 | 99 J. HATCH<br>1:38.519     | 49 J. FARNSWORT<br>1:38.686 | 61 R. BELLING<br>1:38.738   |
| 4 | 69 A. McDONALD<br>1:38.746  | 59 T. DRANE<br>1:38.781     | 54 B. WILSON<br>1:40.289    |
| 5 | 31 J. QUINN<br>1:40.588     | 21 T. WALKER<br>1:40.705    | 220 D. CARBERRY<br>1:40.735 |
| 6 | 10 N. MAHON<br>1:40.987     | 33 J. FAVELLE<br>1:41.386   | 212 L. DURNING<br>1:42.348  |

*Scott Lang*  
 Chief Timekeeper - Scott Lang

*Tom Williams*  
 Race Director - Tom Williams







**ASBK Round 6**  
**World SBK**  
**Phillip Island GP Circuit**  
**18 - 20 November**



**GRAND RIDGE  
 BREWERY**  
 AUSTRALIAN ROUND

**MICHELIN**  
**AUSTRALIAN SUPERSPORT CHAMPIONSHIP**  
**Qualifying**

Date: 18/11/22  
 Event: Q02  
 Weather: Sunny - Temp: 19.7C  
 Track: Dry - Temp: 43.0C


Started at: 13:35:01  
 Laps: 20 Min  
 Starters: 18  
 Posted at: 13:59

**PROVISIONAL RACE INFORMATION**

| Time     | Description   |
|----------|---|
| 13:35:01 | Event Start   |
| 13:40:00 | Rider 99 (Jacob HATCH) CRASHED TURN 4 - RIDER UP    |
| 13:50:34 | Rider 59 (Tom DRANE) CRASHED TURN 6 - RIDER UP      |
| 13:51:20 | Rider 59 (Tom DRANE) CRASHED TURN 6 - RIDER RESUMED |
| 13:55:18 | Chequered Flag                                      |
| 13:57:56 | Event Finish  |

\*\*\* ALL RIDERS QUALIFY \*\*\*

The results are provisional until the end of the time limit for protests and appeals.

  
 Chief Timekeeper - Scott Lang

  
 Race Director - Tom Williams



[www.computime.com.au](http://www.computime.com.au)  
**COMPUTIME RACE TIMING SYSTEMS PTY LTD**

